
 Flight Medical®	Flight 60T SW Release Note for SW Ver. 5.40
<input type="checkbox"/> R&D <input type="checkbox"/> QA <input type="checkbox"/> GN <input checked="" type="checkbox"/> PR <input type="checkbox"/> CS	DOC-1006

---

**COVER PAGE**


---

APPROVAL				
	Name	Title	Date	Signature
Prepared by	Shimrit Weinberg	Product manager	Per Arena	Per Arena
Reviewed by	Yarden Meshulam	SW manager	Per Arena	Per Arena
Reviewed by	Eyal Ozeri	QA & Regulatory manager	Per Arena	Per Arena
Approved by	Amir Kleinstern	CEO	Per Arena	Per Arena

 Flight Medical®	Flight 60T SW Release Note for SW Ver. 5.40
<input type="checkbox"/> R&D <input type="checkbox"/> QA <input type="checkbox"/> GN <input checked="" type="checkbox"/> PR <input type="checkbox"/> CS	DOC-1006

*Flight 60 Turbine SW Version  
Release  
Version 5.40*

This document is the release note for SW version release #5.40 for Flight-60 Turbine ventilator.

 Flight Medical®	Flight 60T SW Release Note for SW Ver. 5.40
<input type="checkbox"/> R&D <input type="checkbox"/> QA <input type="checkbox"/> GN <input checked="" type="checkbox"/> PR <input type="checkbox"/> CS	DOC-1006

## 1 CHANGES TO RELEASE

### 1.1 SW changes:

#### 1.1.1 Bug fixing

##### 1.1.1.1 Set Volume/Pressure is not reached with low battery level and external mixer

In devices with no internal mixer, external mixer connected (even if no oxygen is set, i.e. 21% O<sub>2</sub>) and batteries are below 70% the set Volume and pressure cannot be reached. This bug was fixed.

#### 1.1.2 New Features

No new features were added to SW version 5.40.

## 2 OPERATING SYSTEM SUPPORTED

Flight 60T – Turbine all versions

## 3 SYSTEM REQUIREMENTS


No.

## 4 NEW OR DROPPED FEATURES

No dropped features

## 5 KNOWN ISSUES AND LIMITATIONS

- “Network” window may display the "Connected" message when not connected - if “Wi-Fi”/Ethernet” reselected the right indication will be shown.
- The alarm sensor remains on after Shut Down (on the AC), if before Shut Down there was a warning "Check O<sub>2</sub> Supply".
- False alarm "High pressure" appears for a few seconds after the end of the Pressure Relief calibration.
- “VT Not Reached” alarm doesn't appear in PRVC

 Flight Medical®	Flight 60T SW Release Note for SW Ver. 5.40
<input type="checkbox"/> R&D <input type="checkbox"/> QA <input type="checkbox"/> GN <input checked="" type="checkbox"/> PR <input type="checkbox"/> CS	DOC-1006

## 6 FILES ISSUED


**fm02543.pkg**

## 7 DEPLOYED INSTRUCTIONS

### 7.1 Software Upgrade required equipment:

USB storage device with the SW version (**fm02543.pkg**)

### 7.2 Installing the SW upgrade

- Verify the batteries charge percentages are above 50%.
- Turn off the ventilator, disconnect from AC.
- Copy the new SW version (**fm02543.pkg**) to a USB storage device.
- Plug the USB storage device to the vent USB port.
- Connect the ventilator to AC.
- The ventilator powers up and a software update screen opens, displaying the current version and the new version to update.
- Press OK on the touch screen.
- Once upgrade is done, the ventilator displays " Finished updating, please remove DOK"
- Remove the USB storage device and press **OK** on the touch screen.
- Turn on the ventilator, press **Technical** /  and press **Show Info**.
- Verify the new software version is displaying.

## 8 RELATED DOCUMENTATION

- Operating Manual - LIT-0089 B16
- Service Manual - LIT-0113 A13