
 Flight Medical®	Flight 60T SW Release Note for SW Ver. 5.41
<input type="checkbox"/> R&D <input type="checkbox"/> QA <input type="checkbox"/> GN <input checked="" type="checkbox"/> PR <input type="checkbox"/> CS	DOC-1052

---

**COVER PAGE**


---

APPROVAL				
	Name	Title	Date	Signature
Prepared by	Shimrit Weinberg	Product manager	Per Arena	Per Arena
Reviewed by	David Chen	SW manager	Per Arena	Per Arena
Reviewed by	Eyal Ozeri	QA & Regulatory manager	Per Arena	Per Arena
Approved by	Amir Kleinstern	CEO	Per Arena	Per Arena

 Flight Medical®	Flight 60T SW Release Note for SW Ver. 5.41
<input type="checkbox"/> R&D <input type="checkbox"/> QA <input type="checkbox"/> GN <input checked="" type="checkbox"/> PR <input type="checkbox"/> CS	DOC-1052

# *Flight 60 Turbine SW Version Release Version 5.41*

This document is the release note for SW version release #5.41 for Flight-60 Turbine ventilator.

 Flight Medical®	Flight 60T SW Release Note for SW Ver. 5.41
<input type="checkbox"/> R&D <input type="checkbox"/> QA <input type="checkbox"/> GN <input checked="" type="checkbox"/> PR <input type="checkbox"/> CS	DOC-1052

## 1 CHANGES TO RELEASE

### 1.1 SW changes:

Improvement of O2 solenoid test for the manufacturing process.

No new features were added to SW version 5.41.

## 2 OPERATING SYSTEM SUPPORTED

Flight 60T – Turbine all versions

## 3 SYSTEM REQUIREMENTS

No.

## 4 NEW OR DROPPED FEATURES

No dropped features

## 5 KNOWN ISSUES AND LIMITATIONS

- “Network” window may display the "Connected" message when not connected - if “Wi-Fi”/Ethernet” reselected the right indication will be shown.
- The alarm sensor remains on after Shut Down (on the AC), if before Shut Down there was a warning "Check O2 Supply".
- False alarm "High pressure" appears for a few seconds after the end of the Pressure Relief calibration.
- “VT Not Reached” alarm doesn't appear in PRVC

## 6 FILES ISSUED

**fm02544.pkg**


## 7 DEPLOYED INSTRUCTIONS


### 7.1 Software Upgrade required equipment:

USB storage device with the SW version (**fm02544.pkg**)

### 7.2 Installing the SW upgrade

- Verify the batteries charge percentages are above 50%.
- Turn off the ventilator, disconnect from AC.

 Flight Medical®	Flight 60T SW Release Note for SW Ver. 5.41
<input type="checkbox"/> R&D <input type="checkbox"/> QA <input type="checkbox"/> GN <input checked="" type="checkbox"/> PR <input type="checkbox"/> CS	DOC-1052

- Copy the new SW version (**fm02544.pkg**) to a USB storage device.
- Plug the USB storage device to the vent USB port.
- Connect the ventilator to AC.
- The ventilator powers up and a software update screen opens, displaying the current version and the new version to update.
- Press OK on the touch screen.
- Once upgrade is done, the ventilator displays " Finished updating, please remove DOK"
- Remove the USB storage device and press **OK** on the touch screen.
- Turn on the ventilator, press **Technical** /  and press **Show Info**.
- Verify the new software version is displaying.

## 8 RELATED DOCUMENTATION

- Operating Manual - LIT-0089 B18
- Service Manual - LIT-0113 A14

No updates were made to the operating or service manuals other than SW version no. update.